



NEWS: For Immediate Release

For more information contact:

Lenora Campos, Ph.D.

917.237.0665 x104

lcampos@totousa.com

Lauren Steinhorn

212.704.4455

Lauren.Steinhorn@edelman.com

TOTO Launches the Aquia One-Piece Dual Flush HET
Company Extends Popular Family of Sustainable Luxury Products

(Morrow, GA) April 26, 2011 —TOTO extends its popular Aquia Suite with the addition of a one-piece dual flush HET (high-efficiency toilet). Joining the existing EPA WaterSense certified HETs in this stylish



line, the new Aquia One-Piece, too, features TOTO's Dual-Max flushing system, which is the leading choice for dual flush performance and conservation because it does not sacrifice an ounce of performance to achieve its exceptional water savings unlike many other dual-flush solutions on the market.

The new Aquia one-piece HET will appeal to a wide audience with its versatile clean lines and contemporary design. Its elongated bowl's skirted design conceals the trapway, where dust and bacteria typically collect, which saves time by making it very easy to clean. The Aquia's sleek one-piece design offers TOTO's Universal Height ergonomics, making it both aesthetically pleasing and ADA compliant.

This elegant one-piece dual flush HET enables homeowners to select the level of water used each time the toilet is flushed -- 1.6 gallons for bulk waste or 0.9 gallons, for liquid.

TOTO's goal always is to optimize water conservation and set a high bar as the recognized leader in world-class flushing performance.









Aquia Suite

A full-line bath collection, the Aquia Bath Suite exemplifies a refined elegance and natural simplicity that imbues your bath space with the quite serenity of embodied luxury. Its unobtrusive design pleases the senses, leaving you relaxed, calm, and rejuvenated. From faucets to accessories and everything in between, the Aquia Suite offers a full-line of sustainable luxury products for the design-savvy

homeowner or design professional. Select products include:

-- more --

<p>Aquia® Wall-Hung Dual-Flush Toilet Model Number: CT418FG</p> 	<ul style="list-style-type: none"> • Decorative Wall-hung toilet may be paired with TOTO's DuoFit In-Wall Tank System (as well as others). • High-efficiency Dual-Max Flushing System toilet is 1.6GPF / 0.9GPF. • SanaGloss ceramic glaze coats bowl's interior. • Elongated bowl • Universal height • Wall-mount push plate flush actuator • Color: Currently available in Cotton
<p>Aquia III Dual Flush Toilet Model Number: CST464MF</p> 	<ul style="list-style-type: none"> • Decorative, high profile two-piece toilet. • Transitional-traditional design • Dual flush (1.6 GPF / 0.9 GPF) performance option to enable sustainable water usage. • WaterSense Certified • Universal height • Elongated skirted design, two-piece toilet. • Dual-Max® Flushing System. • Push button style flush option. • Large, 2-1/8" fully glazed trapway • 10" and 12" rough in. • Color: Currently available in Cotton
<p>Aquia II Dual Flush Toilet Model Number: CST416M</p> 	<ul style="list-style-type: none"> • Contemporary design • Decorative, high profile two-piece toilet. • Transitional-contemporary design • Dual flush (1.6 GPF / 0.9 GPF) performance option to enable sustainable water usage. • WaterSense Certified • Elongated skirted design, two-piece toilet. • Dual-Max® Flushing System. • Chrome push-button flush actuator • Large, 2-1/8" fully glazed trapway. • Available colors: <ul style="list-style-type: none"> ○ Cotton ○ Colonial White ○ Sedona Beige ○ Bone ○ Ebony

<p>Aquia Single-Handle Lavatory Faucet, Standard Height Model Number: TL416SD</p> 	<ul style="list-style-type: none"> • Contemporary design • WaterSense approved high-efficiency 1.5 gallons per (gpm) minute faucet • Lever handle • Solid brass construction • Ceramic disk valve cartridge • Metal pop-up drain assembly included • Available finishes <ul style="list-style-type: none"> ○ Brushed Nickel ○ Polished Chrome ○ Polished Nickel
<p>Aquia Single-Handle Lavatory Faucet, Vessel Height Model Number: TL416SDH</p>  <p style="text-align: center;">– more –</p>	<ul style="list-style-type: none"> • Contemporary design • WaterSense approved high-efficiency 1.5 gpm faucet • Lever handle • Solid brass construction • Ceramic disk valve cartridge • Metal pop-up drain assembly included • ADA compliant • Available finishes <ul style="list-style-type: none"> ○ Brushed Nickel ○ Polished Chrome ○ Polished Nickel
<p>Aquia Deck-Mount Tub Filler Model Number: TL416SDH</p> 	<ul style="list-style-type: none"> • Contemporary design • Lever handle • Solid brass construction • Ceramic disk valve cartridge • Accommodates 8"-16" spread • For use with Deck-Mount Tub Filler Valve (TB6TR) • ADA compliant • Chrome push-button flush actuator • Available finishes <ul style="list-style-type: none"> ○ Brushed Nickel ○ Polished Chrome ○ Polished Nickel

Aquia Showerhead
Model Number: TS416A



- Contemporary design
- 9" diameter spray face
- Single spray showerhead
- Rubber nozzles to prevent limescale build up
- Includes shower arm and escutcheon
- 1/2" NPT connection
- Available finishes
 - Brushed Nickel
 - Polished Chrome
 - Polished Nickel

As with all TOTO products, high-resolution digital photography of the Aquia One-Piece or other elements of the Aquia Suite is available for download from TOTO's Online Press Room or immediately upon request.

About TOTO:

TOTO USA is headquarters for the Americas Division of the TOTO Global Group, which was established in 1917 with the founding of TOTO, Ltd., in Kitakyushu, Japan. TOTO is the largest plumbing manufacturer in the world with \$5.1 billion dollars in annual sales. To date, TOTO has produced more than 60 million plumbing fixtures. Today, this international company maintains 23,500 employees in 69 offices around the world and owns manufacturing facilities in Japan, Mexico, the USA, China and Europe with an affiliated network of more than 80 production facilities worldwide. With over 1,500 engineers on staff and three centers devoted solely to research and development, TOTO is the undisputed global leader in product innovation, precision engineering, high design, and sustainability in products that are designed to meet people's real world needs. Exemplified in the company's philosophy – People First Innovation -- TOTO offers consumers elegant luxury products that save money and water without sacrificing an ounce of performance and the peace of mind that comes from knowing they purchased a brand that sets the standard for world-class performance, enduring quality, and reliability. Winner of numerous domestic and international awards and recognitions, TOTO is the only plumbing manufacturer honored as Water Efficiency Leader by the Environmental Protection Agency. TOTO continues to raise industry standards and consumer expectations as to what is possible in the bath space, as it connects people with water in ways that enrich the flow of their daily lives

For more information, consumers may visit www.totousa.com or call 1.888.295.8134, Option 5.

###