

TOTO® MS854114E(G)/MS853113E

Eco UltraMax® One-Piece Toilet, 1.28GPF

FEATURES

- E-Max® flushing system, low consumption (1.28GPF/4.8LPF)
- Optional SanaGloss® ceramic glaze - SanaGloss glaze prevents debris, mold and bacteria from sticking to ceramic surfaces, leading to fewer chemicals and less water in cleaning.
- One-piece decorative toilet with low-profile tank
- Elongated front bowl with SoftClose® seat (SS114) or round front bowl with SoftClose® seat (SS113)
- 12" Rough-in
- Chrome trip lever

MODELS

- MS854114EG
Elongated bowl with SanaGloss and SoftClose seat (SS114)
- MS854114E
Elongated bowl with SoftClose seat (SS114)
- MS85311E
Round bowl with SoftClose seat (SS113)

COLORS/FINISHES

- Standard
 - #01 Cotton
 - #03 Bone
 - #11 Colonial White
 - #12 Sedona Beige

PRODUCT SPECIFICATION

The one-piece low consumption E-Max flushing system toilet shall be 1.28GPF/4.8LPF. Toilet shall be of elongated front bowl (MS854) or round front bowl (MS853) with a low-profile tank and SoftClose seat. Toilet shall have chrome trip lever. Toilet shall be TOTO Model MS85_____.



SanaGloss



CODES/STANDARDS

- Meets and exceeds ASME A112.19.2/CSA B45.1
- Certifications: IAPMO(cUPC), EPA Watersense, State of Massachusetts, City of Los Angeles, and others
- Code compliance: UPC, IPC, NSPC, NPC Canada, and others
- Legislative compliance: California AB715, California Green Building Code, City of Los Angeles Water Efficiency Ordinance



MS854114E(G)/MS853113E

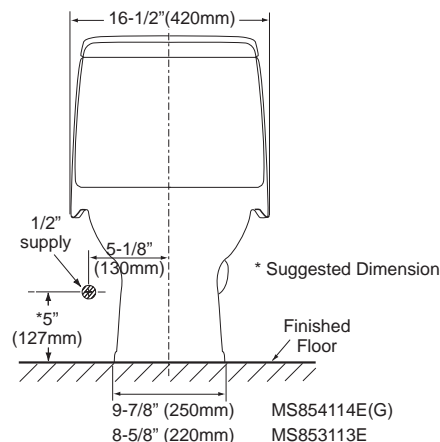
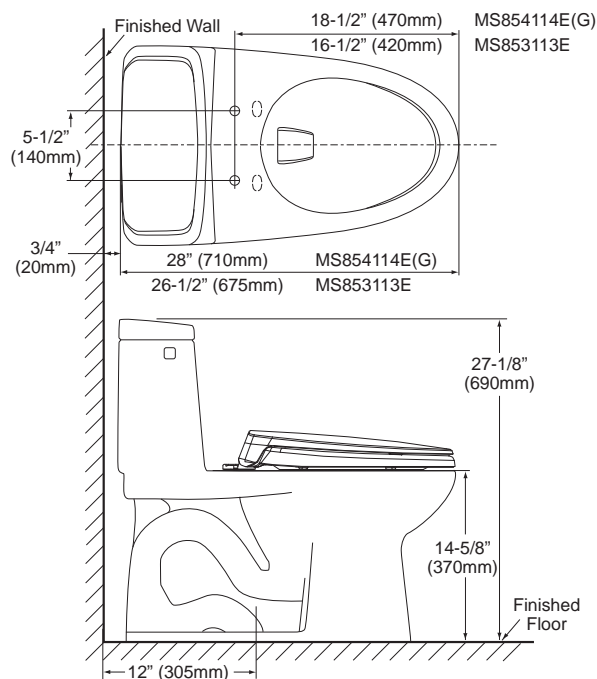
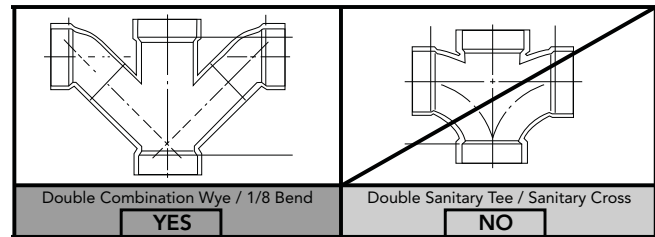
Eco UltraMax® One-Piece Toilet, 1.28GPF

SPECIFICATIONS

- Water Use 1.28 GPF/4.8 LPF
- Flush System Gravity Feed - E-Max
- Min. Water Pressure 8 psi (static)
- Water Surface 10-1/4" x 8-1/4"
- Trap Diameter 2-1/8"
- Rough-in 12"
- Trap Seal 2-3/8"
- Warranty One Year Limited Warranty
- Material Vitreous china
- Shipping Weight MS854114E(G) 93 lbs.
MS853113E 91 lbs.
- Shipping Dimensions 30-3/4" L x 18-1/8" W
x 27-1/8" H

INSTALLATION NOTES

Back-to-Back Toilet Installations:
TOTO recommends the use of a nationally listed, double sanitary tee-wye only, in vertical waste stacks, in accordance with the stipulations noted in the majority of nationally recognized plumbing codes.



TOTO®

These dimensions and specifications are subject to change without notice