

To be specified:

Sensor Toilet Flush Valve

- Complete Set, Surface Mount, Satin Finish (14" x 12" cover plate)
 - Back Spud Floor – TET2ANS-33 (1- 1/2" V.B.)
 - Back Spud Wall – TET2ANS-31 (1- 1/2" V.B.)
 - Top Spud – TET2ANS-32 (1- 1/2" V.B.)

Supplied with:

- Vacuum Breaker & Angle Stop Set -VB13RB-31 (Back Spud Wall)
 - 1" Angle Stop - 10077t5
 - 1- 1/2" Vacuum Breaker - 10075t4
 - Outlet Tube - TH559EDV176
 - Sweat Solder Kit - SJ3
- Vacuum Breaker & Angle Stop Set -VB13RB-32 (Top Spud)
 - 1" Angle Stop - 10077t5
 - 1 1/2" Vacuum Breaker - 10075t3
 - Outlet Tube - TH559EDV177
 - Sweat Solder Kit - SJ3
- Vacuum Breaker & Angle Stop Set -VB13RB-33 (Back Spud floor)
 - 1" Angle Stop - 10077t5
 - 1 1/2" Vacuum Breaker - 10075t4
 - Outlet Tube - TH559EDV17
 - Sweat Solder Kit - SJ3


Optional Accessories:

- Transformer – THU701TR

Meets the American disability Act Guidelines and ANSI A117.1 requirements for people with disabilities



TET2ANS-32



AUTOMATIC FLUSHING SYSTEM

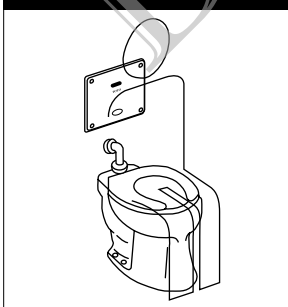
TOTO, the world leader in advanced plumbing systems, provides sensor operated flush valves for facilities demanding the finest sanitation equipment for busy restrooms. "Hands-free" technology effectively reduces unsanitary conditions from unflushed fixtures.

SUPERIOR PISTON VALVE

TOTO's piston valve technology is a marked improvement over traditional rubber diaphragm type valves. Longer piston travel and self-cleaning stainless steel debris screen reduce common problems such as continuous running and flooding. The piston seat itself will not warp or mis-seal thus, significantly reducing repair and maintenance costs. A micro-porous cup seal keeps the piston self-lubricated upon each activation with the incoming water supply.

OPERATING PROCEDURE A sanitary environment without using the hands.

1 Infrared Sensor



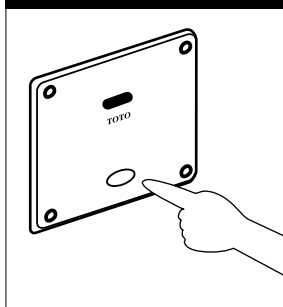
The infrared sensor detects a user sitting on the toilet seat.

2 Flushing



After using over 5 seconds, when a user leaves the fixture, the sensor automatically sends a signal to the operating unit to activate the flush valve.

Manual Flushing Button




For toilet bowl maintenance, the toilet is equipped with a manual flushing button.



AC Powered(120V AC to 10V DC) Sensor Toilet Flush Valve, Concealed (14' x 12") - 1.6 GPF

SPECIFICATIONS

Product	TET2ANS-31-Complete Set (1 1/2" V.B.), Back Spud Wall, Satin Finish TET2ANS-32-Complete Set (1 1/2" V.B.), Top Spud, Satin Finish TET2ANS-33-Complete Set (1 1/2" V.B.), Back Spud Floor, Satin Finish
Detection range	Self-adjusting to environment
Detection time	Factory setting at six (6) seconds minimum
Water supply	1" NPT
Discharge quantity	Factory setting at 1.6 gallons per flush at 28psi
Toilet type	Flushometer type bowl
Ambient temperature	32°-104°F (0°-40°C)
Supply water pressure	15 psi - 100 psi*
Transformer	THU701TR Class 2 Transformer - Overload protection provided. Primary voltage: 120V, AC, 60Hz -> 10VDC, 1950mA. Maximum 10 units per transformer
Warranty	Limited three (3) year warranty on all component parts. Details available upon request.
Listings	 A.S.S.E. 1037

These dimensions and specifications are subject to change without notice.
*Water pressures over 80 psi are not recommended for most plumbing fixtures.

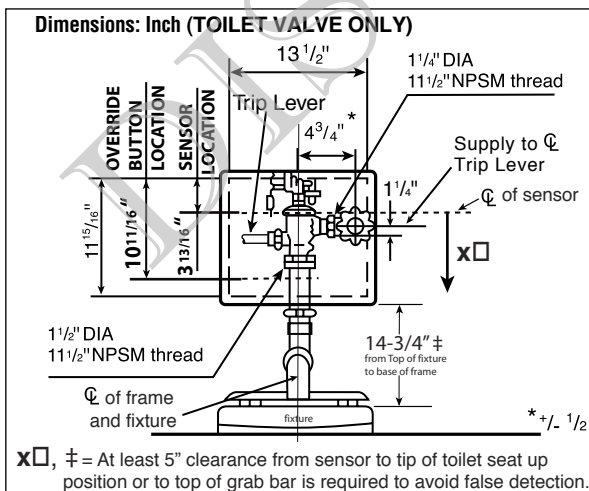
SUGGESTED ENGINEERING SPECIFICATION:

TOTO Model No. _____
Automatic infrared sensor activated, bronze piston toilet flush valve. Cover plate with brushed stainless finish. 10 Volt AC power source required. Electrical sensor components separated from water body of valve and sealed

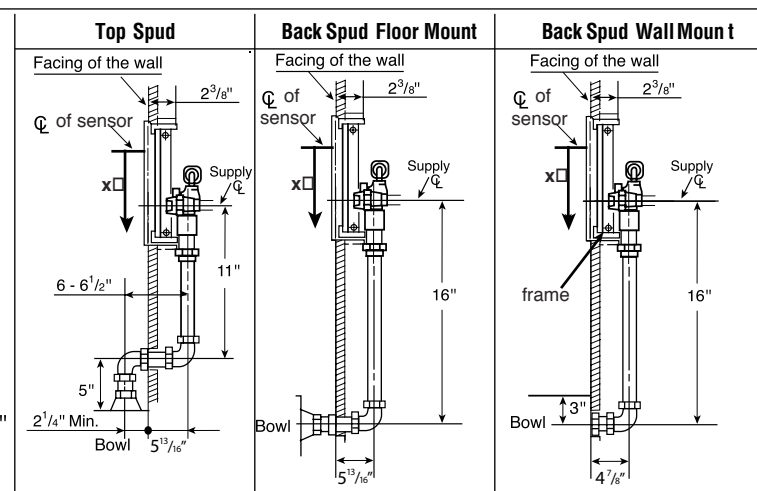
in a waterproof compartment. Low consumption 1.6 gallons per flush. Piston valve with stainless self-cleaning debris screen and self-cleaning solenoid. Manual override button included.

Note: make sure push button and trip lever are properly aligned. Do not place grab bars in front of sensor for ADA stalls.

DIAGRAM:




RECOMMENDED INSTALLATION:



TOTO®

TOTO U.S.A., INC. • 1155 Southern Road, Morrow, GA 30260
Tel. (770) 282-8686 • Fax. (770) 282-8701 • www.totousa.com

Printed in U.S.A. © TOTO LTD. 07/18 #H80115

Printed on recycled paper 

REV 07/18