

To be specified:

Sensor Faucet

- Continuous Discharge: Up to 10 secs.
 - Single Supply - TEL3DSC-10
 - Thermal Mixing - TEL5DSC-10
- Continuous Discharge: Up to 60 secs.
 - Single Supply - TEL3DSC-60
 - Thermal Mixing - TEL5DSC-60

Optional Accessories:

- 4" cc Cover Plate - TN71V100
- 8" cc Cover Plate - 71244T8CC

Meets the American Disabilities Act Guidelines and ANSI A117.1 requirements for people with disabilities, and ANSI A112.18.1M as metering / self-closing faucets.



2AA Batteries Included

TEL3DSC-10

AUTOMATIC FAUCETS

Designed for new and retrofit installations, TOTO's technology of automatic faucets offer easy installation without the cost and downtime required to install power supplies and wiring for each faucet. A contemporary styled spout provides a cascading flow of water over the users' hands, utilizing less than 0.25 gallons per cycle.

DURABLE AND SAFE

In today's facilities, durability and safety are essential. That's why TOTO faucets incorporate several integral features: an anti-scald thermal mixing chamber, waterproof electronic components, vandal proof assembly, a removable strainer to prevent clogging and make cleaning easier, and no touch operation. Mounting brackets with integral strainers and a self-cleaning solenoid valve allow for virtually uninterrupted use in high debris areas.

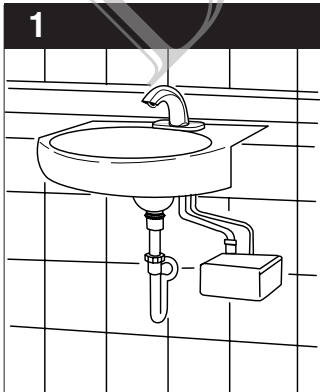
THERMOSTATIC MIXER

Unlike a standard mixing tee, TOTO's true thermostatic mixing valve provides an anti-scald feature using a state of the art shape memory alloy (SMA) controller. This mechanism reacts instantaneously to water reaching excessively high temperatures and automatically turns the water off preventing any discharge. Temperature stability is maintained to within +/- 3° F regardless of pressure and temperature fluctuations in the supply lines. Check valves are integrated into the mixer to prevent cross flow of water. The temperature of the water can be adjusted with an external control knob.

"SMART SENSOR"

A self-adjusting sensor facilitates installation by preventing the need to make additional manual adjustments to the detection range, depending on the size of the basin the faucet is installed upon. The faucet will also automatically shut off in cases where false detection may occur, preventing water from continuously running.


OPERATING PROCEDURE



By placing your hands under the faucet, a sensor beam path is broken, causing the water to turn on.



Water flows for as long as you need it while your hands are under the faucet.





After pulling your hands away, the water turns off immediately, saving water.



Battery Powered(3V,DC) Sensor Faucet, Standard Spout

SPECIFICATIONS

Product	TEL3DSC-10 - Single Supply, Single Hole - Continuous Discharge Up to 10 Seconds TEL5DSC-10 - Thermal Mixing, Single Hole - Continuous Discharge Up to 10 Seconds TEL3DSC-60 - Single Supply, Single Hole - Continuous Discharge Up to 60 Seconds TEL5DSC-60 - Thermal Mixing, Single Hole - Continuous Discharge Up to 60 Seconds <i>Optional Parts: TN71V100 - 4" cc Cover Plate for 2002 Model; 71244T8CC - 8" cc Cover Plate</i>
Power supply	Two AA alkaline batteries, included. 2 year life, based on 4000 cycles per month.
Hot/Cold-water supply	Minimum required water pressure: 20PSI Maximum water pressure: 125PSI
Water supply connection	1/2" I.P.
Flow rate	Max. 1.06 gpm, 0.25 gal/cycle
Ambient temperature	32° - 104°F (0° - 55°C)
Water saving function	Automatically turns OFF after 10 seconds or 60 seconds of continuous use
Detection time	ON feature: Immediate OFF feature: 1 second delay
Detection range	Factory set from 2 1/4". The faucet automatically sets the detection range according to the size of the basin.
Discharge water temperature control range	<u>Thermal Mixing Faucet: Cold water - 104°F (Max)</u> (When used under standard conditions)
Anti-scald safety feature	Provides the user protection against exposure to excessive water or outlet temperature (Thermal mixing faucet, only) fluctuation resulting from normal variation in inlet water pressure.
Warranty	Limited three (3) years owarranty on all component parts. Details available upon request.
Listings	 City of Los Angeles 

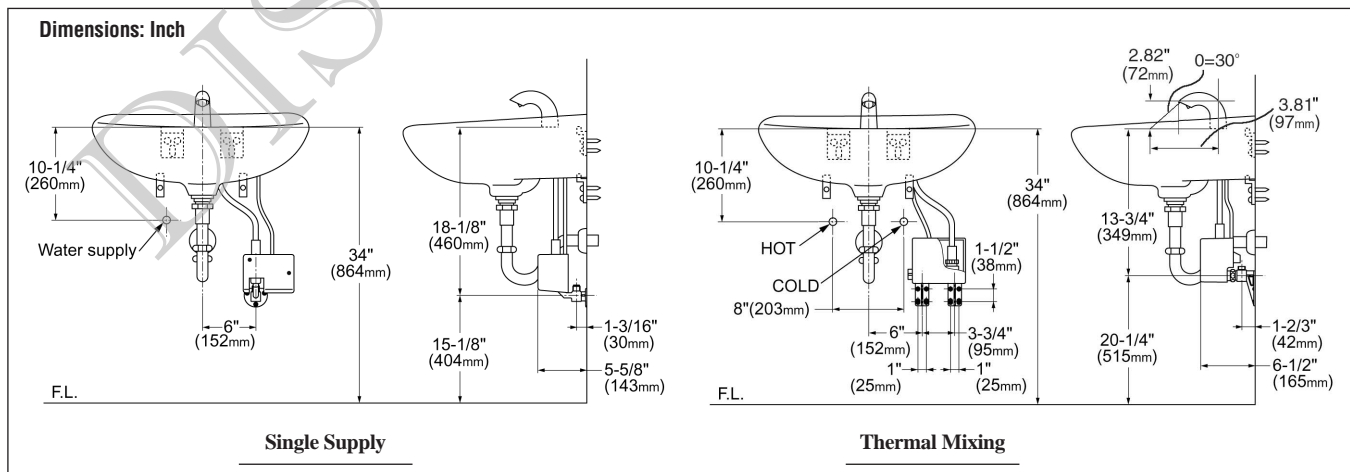
U.S. Patent No. 4742583, 5758688, 6076550 U.S. Patent Pending No. 2002-264784

SUGGESTED ENGINEERING SPECIFICATION:

TOTO Model # _____ Automatic infrared sensor activated faucet. Anti-scald, thermal mixing chamber (thermal faucets only). Automatic sensor adjustment on installation. Two AA alkaline batteries with a two year life at 4,000 cycles per month, included. Maximum discharge 1.06 gallons per minute (0.25 gal./cycle), and

ten seconds per cycle. Electrical components separated from spout assembly and sealed in waterproof compartments. Single hole faucet with optional 4" cc cover plate. Vandal resistant, non-aerator brass nozzle.

DIAGRAM:



TOTO[®]
Perfection by Design

TOTO U.S.A., INC. • 1155 Southern Road, Morrow, GA 30260
Tel. (770) 282-8686 • Fax. (770) 282-8701 • www.totousa.com
Printed in U.S.A. © TOTO LTD. 09/02 #J90050

Printed on recycled paper 

REV 09/02