


Neorest® II Lavatory Faucet

FEATURES

- Electronic faucet
- Adjustable temperature with on-deck handle
- Temperature indicating LED light on handle
- Cascading laminar flow
- Two flow rates (2.0/1.3 gpm)
- SMA antiscald thermostatic mixing valve
- Grid drain not included



COLORS/FINISHES

- #CP Polished Chrome

CODES/STANDARDS

- Meets and exceeds ASME A112.18.1/CSA B125.1, NSF 61-9, ASSE 1070, UL 1951, CSA C22.2#14
- Certifications: IAPMO(cUPC), State of Massachusetts and others
- Code Compliance: UPC, IPC, NSPC, NPC Canada, and others
- Legislative Compliance: California AB1953 & Vermont S.152



PRODUCT SPECIFICATION

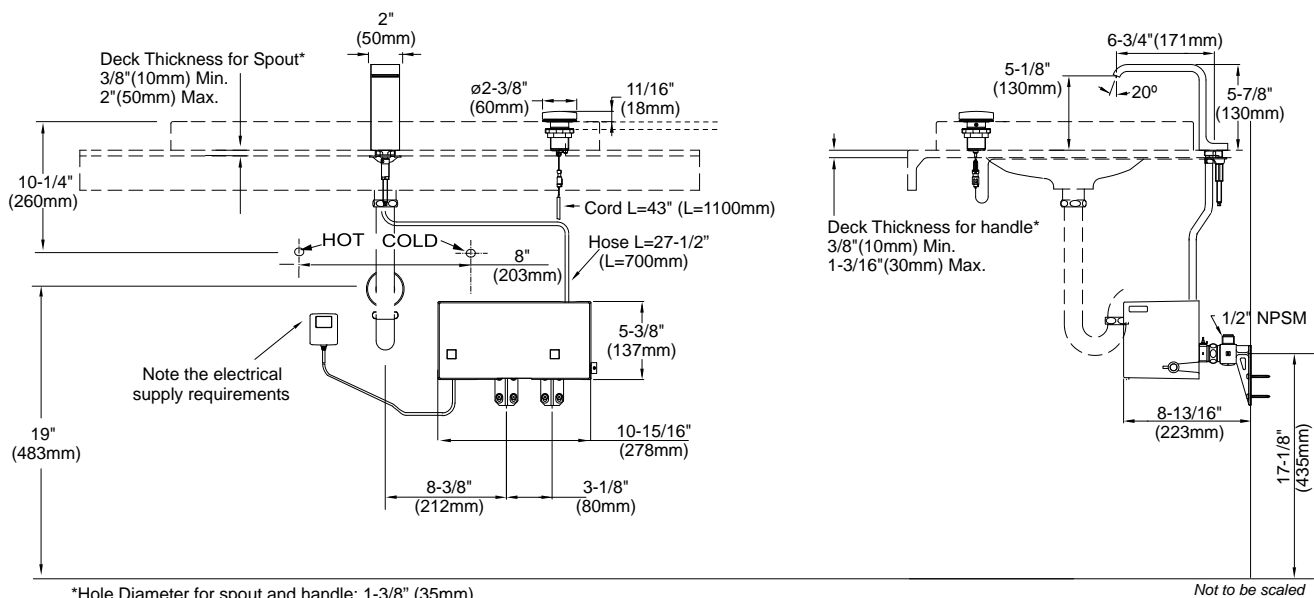
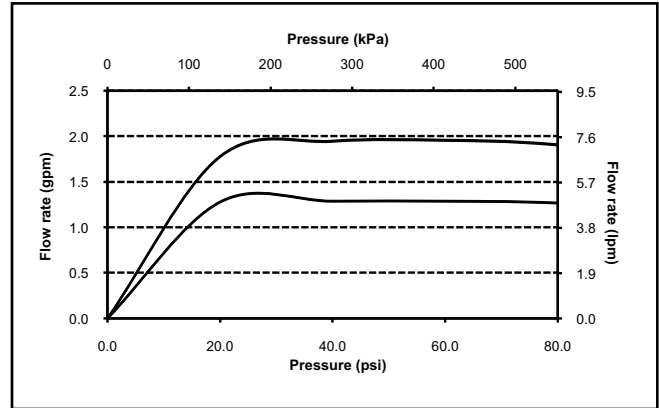
The electronic faucet shall have an adjustable temperature with on-deck handle, temperature indicating LED light on handle and be compliant with California AB1953 & Vermont S.152. Product shall have electrical components separated from spout assembly and sealed in waterproof compartments. Product shall have a 2 flow rates of 2.0 or 1.3 gallons per minute. Product shall be TOTO Model TL993SE#CP.

TL993SE

Neorest® II Lavatory Faucet

SPECIFICATIONS

- Material: Cast Brass
- Operating pressure range:
 - Min. Pressure: 10 psi (0.07 Mpa)
 - Max. Pressure: 80 psi (0.55 Mpa)
- Recommended pressure range: 30 psi - 44 psi (0.2-0.3 MPa)
- Water supply temp:
 - Cold: 39°F-80°F(4°C-27°C)
 - Hot: 120°F-180°F(49°C-82°C)
- Flow Rate Options:
 - 1) High Efficiency Setting: (Adjustable with on-deck handle) 1.3 gpm (5L/min)
 - 2) Water Saving Setting 2.0 gpm (7.6L/min)
- Adjustable discharge water temp: 93°F-112°F (34°C-44°C)
- Power Rating: 100-240VAC 0.8Amax 50/60Hz (Proper installation requires a 15amp GFCI outlet connection)
- Water inlet: 1/2" NPSM
- Warranty: 3-Year Limited Warranty
- Shipping Dimensions: 17-1/4" L x 13" W x 8-3/4" H
- Shipping Weight: 16.5 lbs.



TOTO

These dimensions and specifications are subject to change without notice