


Transitional Collection Series A Grab Bars

FEATURES

- 12", 18", 24", 32" 36" or 42" Grab Bar
- Conforms to ADA guidelines
- 1.25" diameter heavy-gauge bar, concealed mounting hardware
- Brass construction

MODELS

- YG20012
- YG20018
- YG20024
- YG20032
- YG20036
- YG20042



YG20024#CP - Transitional Collection Series A
Grab Bar 24"

COLORS/FINISHES

- #CP Polished Chrome
- #BN Brushed Nickel
- #PN Polished Nickel

CODES/STANDARDS

- Complies with ASTM F466, ICC/ANSI A 117.1 & CSA
- ADA compliant



PRODUCT SPECIFICATION

Grab bar shall have brass construction and conforms to ADA guidelines. Grab bar shall have an 1.25" diameter heavy-gauge bar and concealed mounting hardware. Product shall be TOTO Model YG200__#____.

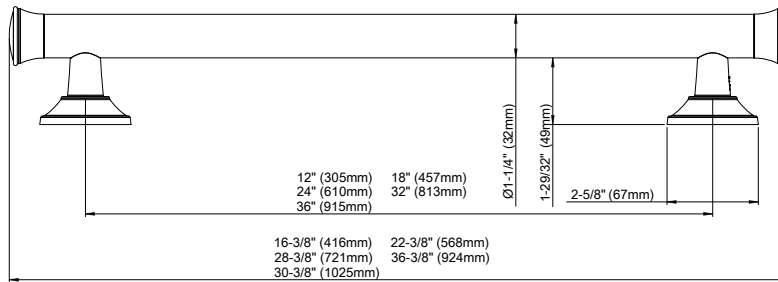
YG200__

Transitional Collection Series A - Grab Bars

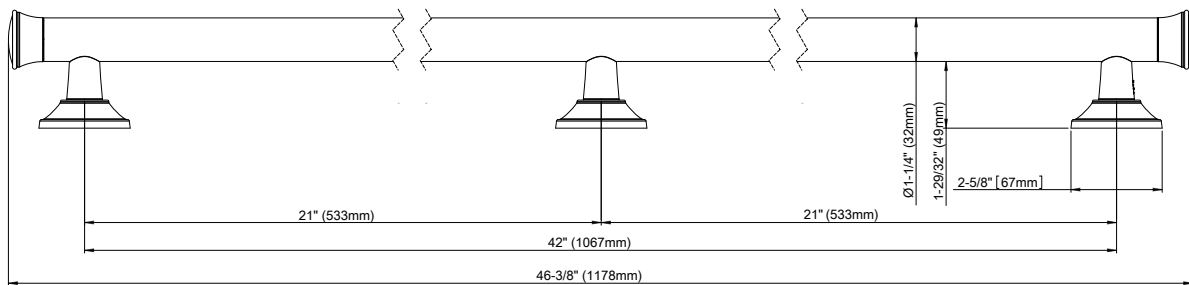
SPECIFICATIONS

- Warranty: Lifetime Limited Warranty (Residential Use)
One Year (Commercial Use)
- Material: Brass

Product Number	Shipping Weight	Shipping Dimensions
YG20012	2.7 lbs.	17-11/16" L x 3-3/4" W x 3-3/4" H
YG20018	3.0 lbs.	23-5/8" L x 3-3/4" W x 3-3/4" H
YG20024	3.3 lbs.	29-3/4" L x 3-3/4" W x 3-3/4" H
YG20032	3.8 lbs.	37-5/8" L x 3-3/4" W x 3-3/4" H
YG20036	4.0 lbs.	41-3/4" L x 3-3/4" W x 3-3/4" H
YG20042	4.9 lbs.	47-5/8" L x 3-3/4" W x 3-3/4" H



YG20012# __, YG20018# __, YG20024# __, YG20032# __, YG20036# __



YG20042# __

TOTO

These dimensions and specifications are subject to change without notice