

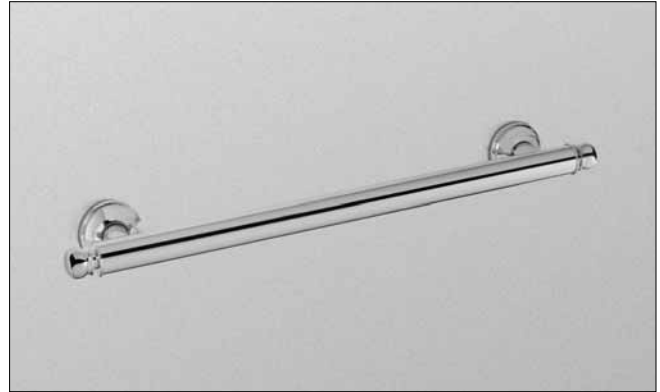
Traditional Collection Series A Grab Bars

FEATURES

- 12", 18", 24", 32" 36" or 42" Grab Bar
- Conforms to ADA guidelines
- 1.25" diameter heavy-gauge bar, concealed mounting hardware
- Brass construction

MODELS

- YG30012
- YG30018
- YG30024
- YG30032
- YG30036
- YG30042



YG30018#CP - Traditional Collection Series A
Grab Bar 18"

COLORS/FINISHES

- #CP Polished Chrome
- #BN Brushed Nickel
- #PN Polished Nickel

CODES/STANDARDS

- Complies with ASTM F466, ICC/ANSI A 117.1 & CSA
- ADA compliant



PRODUCT SPECIFICATION

Grab bar shall have brass construction and conforms to ADA guidelines. Grab bar shall have an 1.25" diameter heavy-gauge bar and concealed mounting hardware. Product shall be TOTO Model YG300__#__.


YG300__

Traditional Collection Series A - Grab Bars

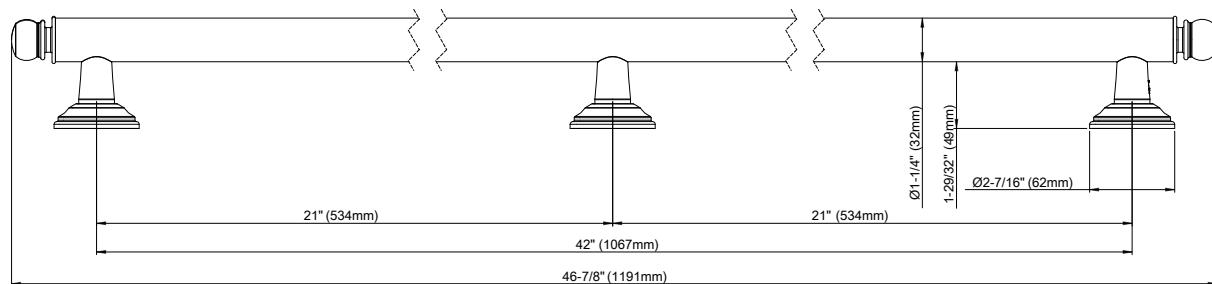
SPECIFICATIONS

- Warranty: Lifetime Limited Warranty (Residential Use)
One Year (Commercial Use)
- Material: Brass

Product Number	Shipping Weight	Shipping Dimensions
YG30012	2.5 lbs.	17-11/16" L x 3-3/4" W x 3-3/4" H
YG30018	2.8 lbs.	23-5/8" L x 3-3/4" W x 3-3/4" H
YG30024	3.2 lbs.	29-3/4" L x 3-3/4" W x 3-3/4" H
YG30032	3.6 lbs.	37-5/8" L x 3-3/4" W x 3-3/4" H
YG30036	3.8 lbs.	41-3/4" L x 3-3/4" W x 3-3/4" H
YG30042	4.7 lbs.	47-5/8" L x 3-3/4" W x 3-3/4" H



YG30012#__, YG30018#__, YG30024#__, YG30032#__, YG30036#__



YG30042#__

TOTO

These dimensions and specifications are subject to change without notice