

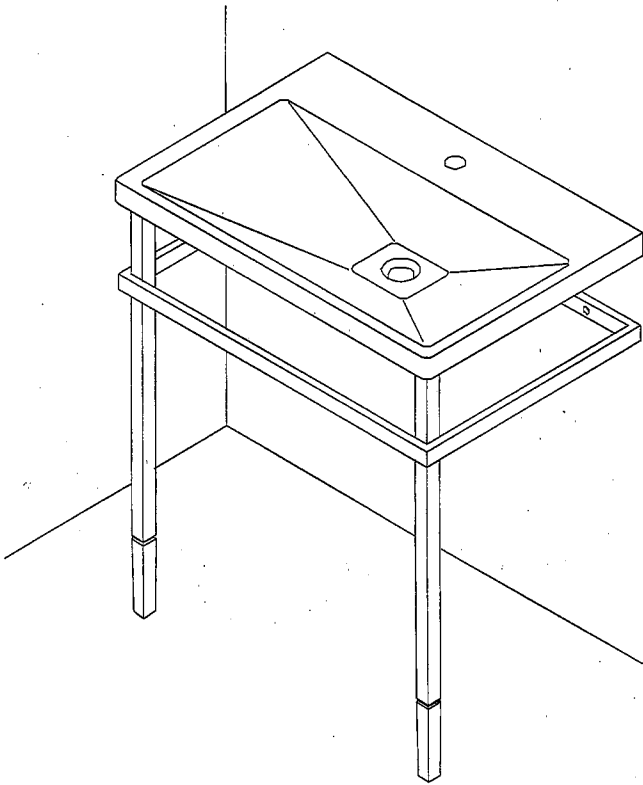


OWNER'S Manual

LLOYD™ Lavatory & Metal Console

LF930MCP (LT930 + F930MCP), LF930.4MCP (LT930.4 + F930MCP), LF930.8MCP (LT930.8 + F930MCP)

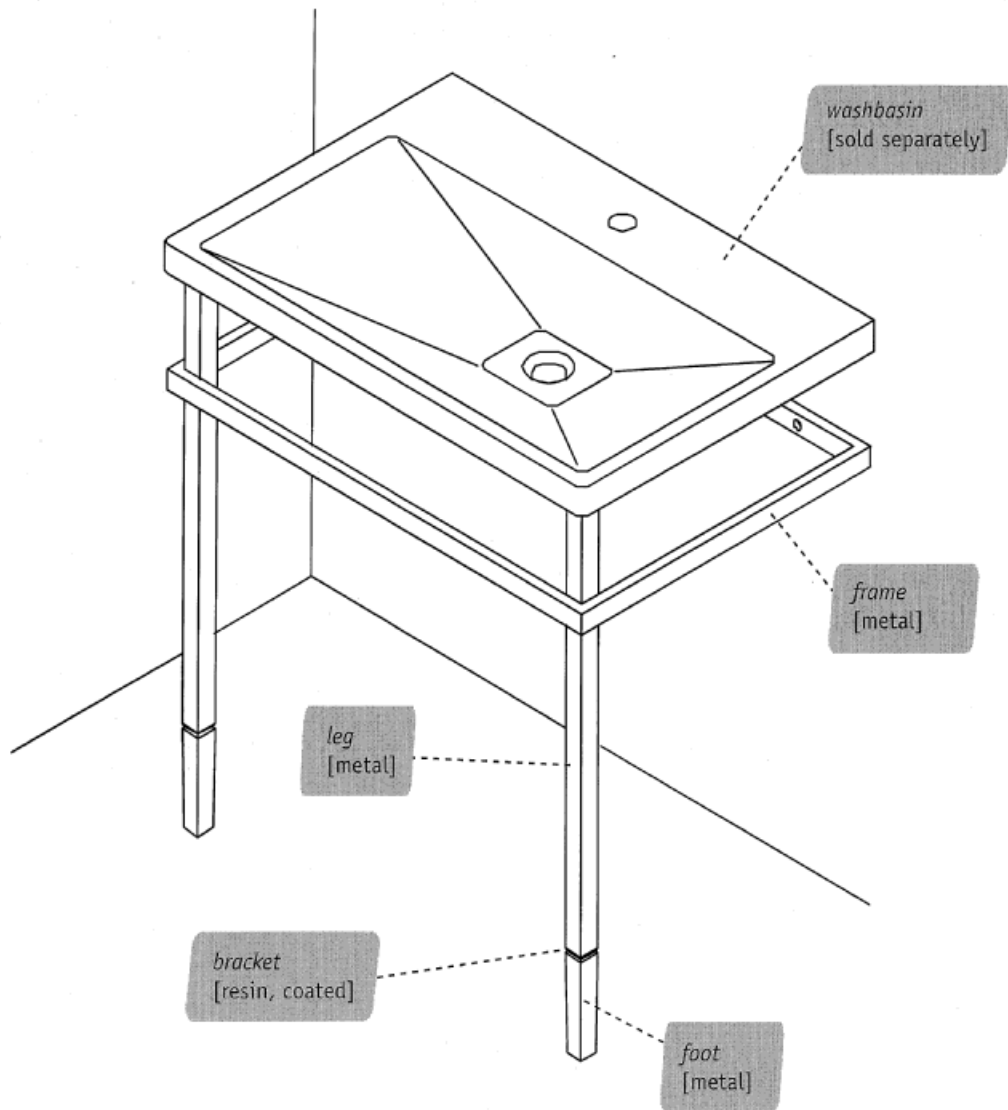
Thank you for purchasing the TOTO® bathroom vanity.
Please read this manual carefully to ensure safe use of your product.



Important Safety Instructions.....	2
Parts Identification.....	3
Caring for Console	4
Specifications	4

CONTENTS

Parts Identification



Important Safety Instructions

READ ALL INSTRUCTION BEFORE USING















Thank you for selecting TOTO® metal console and lavatory. Please read this important safeguard thoroughly before using, and follow the precaution instructions carefully. Call TOTO® Technical support at 888-295-8134, if you have questions regarding installation, operation, or repair.

- ☐ The following warnings are displayed to prevent personal injury and/or property damage.
- ☐ Upon reading, keep this manual in an easily accessible place.



Ignoring these symbols may cause personal injury and/or property damage

Warning

-  Do not sit or stand on the washbasin. Injury or damage to product may result.
-  Do not go under the washbasin. Injury may result.
-  Do not forcefully push or kick the vanity. This may cause injury or damage to the product.
-  Do not drop hard objects in the washbasin. This may cause damage or leaking.
-  When using hot water, do not touch the underside of the washbasin. Burn may result.
-  Do not keep water in the washbasin, if there is a possibility of freezing. This may cause damage or leaks.
-  Do not directly expose the basin to hot air from hair dryer. This may cause damage or warping.
-  Do not place heater near the vanity. This may cause damage or warping.
-  If cracking occurs, discontinue use of the basin. Failure to do so may cause serious injury.
-  Do not sprinkle water on the console. Damage or warp may occur. If splashing occurs, wipe with dry cloth.
-  Do not expose vanity and basin to direct sunlight. Color fade may result.
-  Avoid the sudden introduction of hot water to a cold basin. This may damage the washbasin.
-  Cold water in a basin may cause condensation, depending on environmental condition and time.
-  Do not clean the vanity & basin with detergent or solvents, which may damage the material.

Care and Maintenance

Maintenance can ensures prolonged beauty of the washbasin.

- ❑ Wipe off accumulated dirt by damp cloth. Afterwards, wipe using a cloth dampened with water and a neural (mild) detergent. Finally, wipe clean using a dry cloth.
- ❑ Avoid use of abrasive cleansers and nylon scouring pads; solvents such as thinner and benzene; chlorine-based and acid-based detergents; and detergents for restrooms, baths, or tiles, as they may damage the surface.
- ❑ For prolong beauty, polish the metal finish using a soft cloth with car wax or sewing machine oil, but take care not to get wax or oil on wood or basin parts.

Safety Check

- ❑ As screw may become loose due to vibration during usage, please check tightness periodically.

Specification

Console Model Number	F930MCP
Lavatory Model Number	LT930, LT930.4, LT930.8
Console	Metal Console
Console Dimensions	Width X Depth X Height 28- 3/8" (720mm) X 19-1/2" (495mm) X 32-5/8" (829mm)
Console Weight	10.5 lbs (4.7 kg)
Remarks	The console is a field assembly type. The washbasin, the faucet, and the metal drain fitting are sold separately.

TOTO®
1155 Southern Road
Morrow, GA 30260
(770) 282-8685

© 2004 TOTO USA, Inc.

0GU026
01-14-05