

## Legato® Ceiling-Mount Showerhead with LED Lighting

### FEATURES

- Hydropower self-generating LED lighting system
- No external power required
- Maximum flow rate of 2.5 gpm (9.5 lpm)
- 11" diameter polished chrome spray face
- Brushed stainless steel surrounding square plate
- Single spray showerhead
- Rubber nozzles to prevent limescale build up
- Ceiling-mount installation

### COLORS/FINISHES

- #CP Polished Chrome (Spray face)
- Brushed Stainless Steel (Surrounding Plate)



### CODES/STANDARDS

- Meets or exceeds ASME A112.18.1/CSA B125.1
- Certifications: IAPMO(cUPC), State of Massachusetts and others
- Code Compliance: UPC, IPC, NSPC, NPC Canada, and others
- Complies with CA Prop 65 warning requirements



### PRODUCT SPECIFICATION

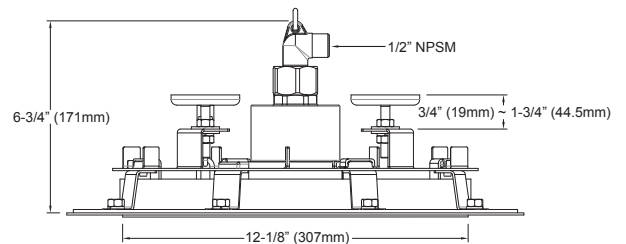
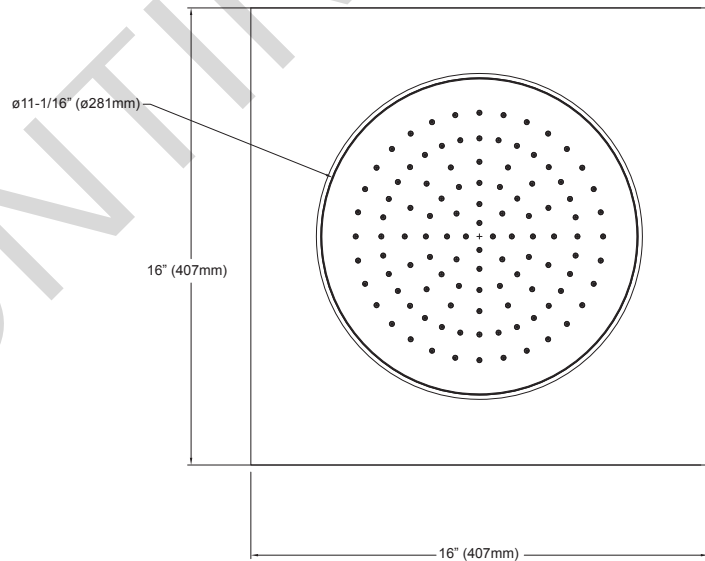
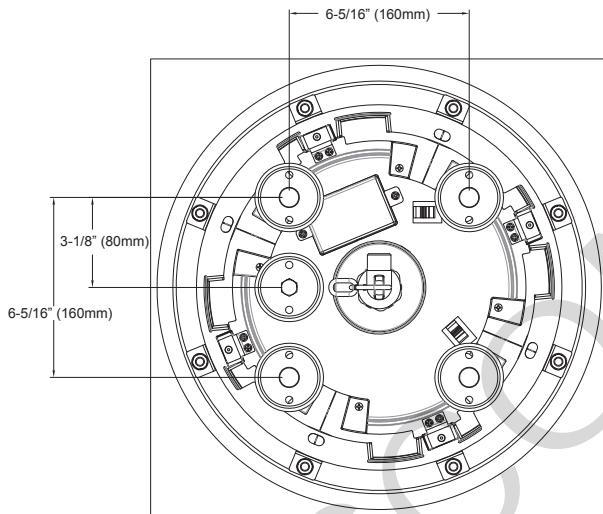
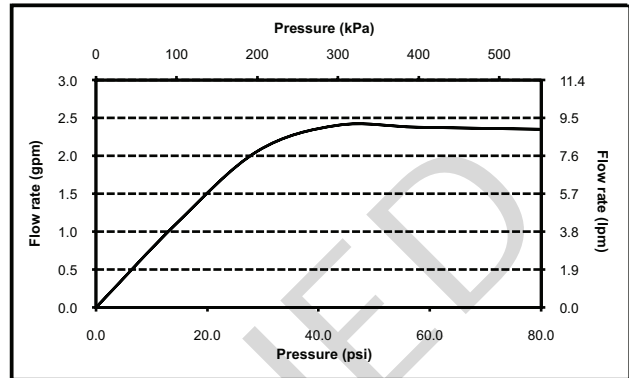
The ceiling-mount showerhead shall have a hydropower self-generating LED lighting system. Product shall have no external power required. Product shall have a single spray face. Product shall have rubber nozzles to prevent limescale build up. Product shall have a flow rate of 2.5 gallons per minute. Product shall have a 11" diameter polished chrome spray face. Product shall have a brushed stainless steel surrounding square plate. Showerhead shall be TOTO Model TS624KG#\_\_\_\_\_.

# TS624KG

## Legato® Ceiling-Mount Showerhead with LED Lighting

### SPECIFICATIONS

- Warranty: Lifetime Limited Warranty (Residential Use)  
One Year (Commercial Use)
- Material: Bronze and Epoxy Resin
- Shipping Weight: 28.2 lbs.
- Shipping Dimensions: 17-1/2" L x 17-3/4" W x 14" H
- Maximum Flow Rate: 2.5 gpm (9.5 lpm)



**TOTO®**

*These dimensions and specifications are subject to change without notice*