


Traditional Collection Series A Grab Bars

FEATURES

- 12", 18", 24", 32" 36" or 42" Grab Bar
- Conforms to ADA guidelines
- 1.25" diameter heavy-gauge bar, concealed mounting hardware
- Brass construction

MODELS

- YG30012R
- YG30018R
- YG30024R
- YG30032R
- YG30036R
- YG30042R



YG30018R#CP - Traditional Collection Series
A Grab Bar 18"

COLORS/FINISHES

- #CP Polished Chrome
- #BN Brushed Nickel
- #PN Polished Nickel

CODES/STANDARDS

ADA Compliant:

- Designed to comply with 2010 ADA DOJ and ICC A117.1, Section 609
- Designed to comply with ASTM F446
- Product to be installed in accordance with local accessibility requirements
- Complies with CA Prop 65 warning requirements



PRODUCT SPECIFICATION

Grab bar shall have brass construction and conforms to ADA guidelines. Grab bar shall have an 1.25" diameter heavy-gauge bar and concealed mounting hardware. Product shall be TOTO Model YG300__R#____.

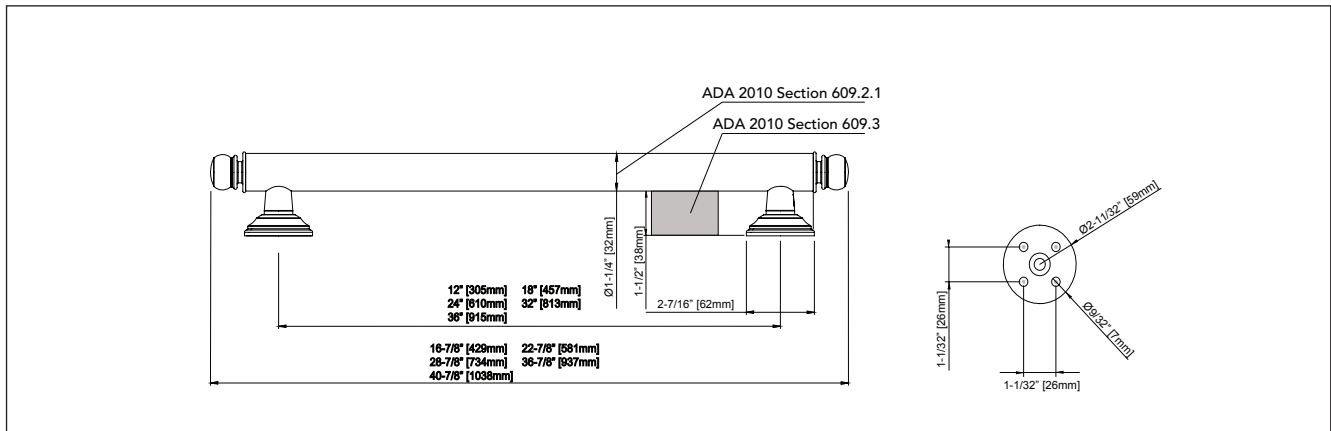
YG300_R

Traditional Collection Series A - Grab Bars

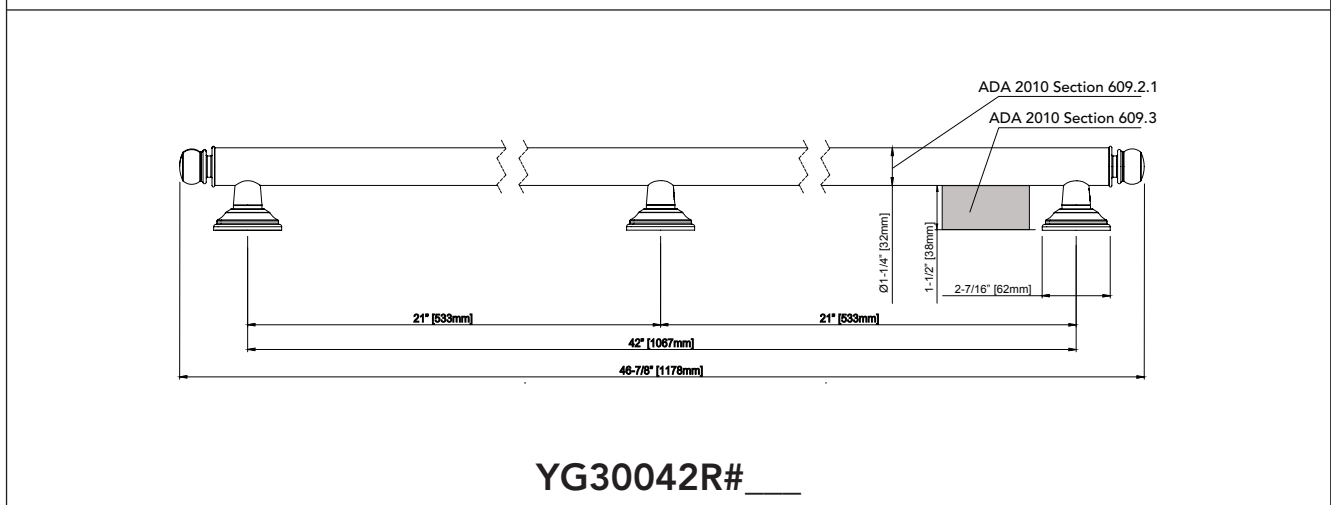
SPECIFICATIONS

- Warranty: Lifetime Limited Warranty (Residential Use)
One Year (Commercial Use)
- Material: Brass

Product Number	Shipping Weight	Shipping Dimensions
YG30012R	2.5 lbs.	17-11/16" L x 3-3/4" W x 3-3/4" H
YG30018R	2.8 lbs.	23-5/8" L x 3-3/4" W x 3-3/4" H
YG30024R	3.2 lbs.	29-3/4" L x 3-3/4" W x 3-3/4" H
YG30032R	3.6 lbs.	37-5/8" L x 3-3/4" W x 3-3/4" H
YG30036R	3.8 lbs.	41-3/4" L x 3-3/4" W x 3-3/4" H
YG30042R	4.7 lbs.	47-5/8" L x 3-3/4" W x 3-3/4" H



YG30012R# __, YG30018R# __, YG30024R# __, YG30032R# __, YG30036R# __



YG30042R# __

TOTO

These dimensions and specifications are subject to change without notice