

### FEATURES


---

- Laminar flow
- Solid brass construction
- 1/2" NPT connection

### COLORS/FINISHES

---

- #CP Polished Chrome
- #BN Brushed Nickel
- #PN Polished Nickel



### CODES/STANDARDS

---

- Meets or exceeds ASME A112.18.1/CSA B125.1
- Certifications: IAPMO(cUPC), State of Massachusetts and others
- Code Compliance: UPC, IPC, NSPC, NPC Canada, and others
- Complies with CA Prop 65 warning requirements



### PRODUCT SPECIFICATION

---

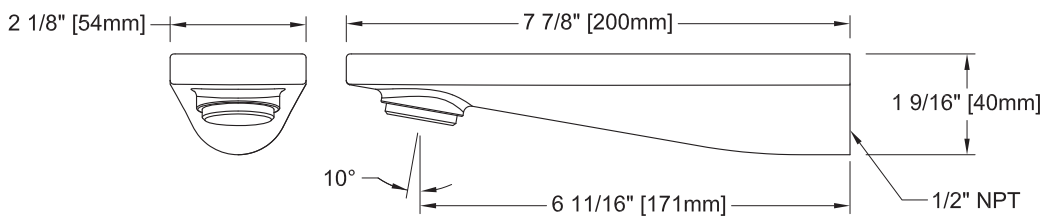
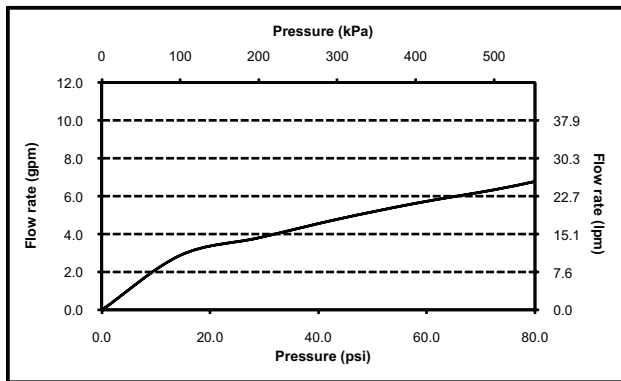
The tub spout shall have a laminar flow. Product shall have a solid brass construction. Product shall have 1/2" NPT connection. Product shall be TOTO Model TS624E#\_\_\_\_\_.

# TS624E

Legato® Wall Spout

## SPECIFICATIONS

- Warranty Lifetime Limited Warranty (Residential Use)  
One Year (Commercial Use)
- Material Brass
- Shipping Weight 3.0 lbs.
- Shipping Dimensions 11" L x 5-1/4" W x 3-3/4" H



**TOTO®**

*These dimensions and specifications are subject to change without notice*