

## Aquia® Single-Handle Lavatory Faucet - Vessel

### FEATURES

- WaterSense certified low-flow 1.5 gpm faucet
- Lever handle
- Solid brass construction
- Ceramic disk mixing cartridge
- Metal pop-up drain assembly included

### COLORS/FINISHES

- #CP Polished Chrome
- #BN Brushed Nickel
- #PN Polished Nickel

### OPTIONAL ACCESSORIES

- THP3158#CP - 4" Cover Plate
- THP3159#CP - 8" Cover Plate

### CODES/STANDARDS

- Meets or exceeds ASME A112.18.1/CSA B125.1, NSF 61-9
- Certifications: IAPMO(cUPC), EPA WaterSense, State of Massachusetts and others
- Code Compliance: UPC, IPC, NSPC, NPC Canada, and others
- Legislative compliance: California AB1953, Vermont S.152 & Maryland HB. 372, California Green Building Code, City of Los Angeles Water Efficiency Ordinance
- ADA compliant



### PRODUCT SPECIFICATION

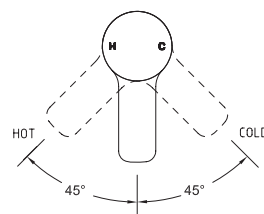
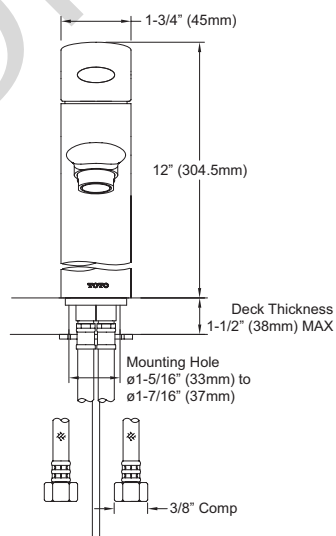
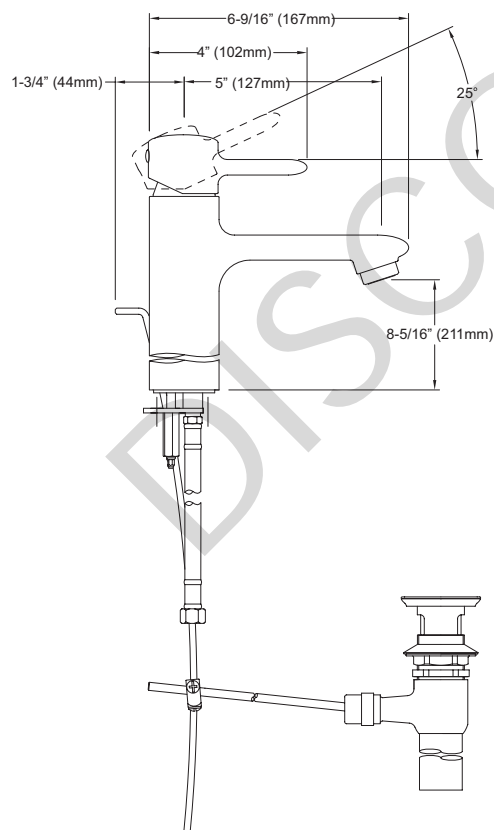
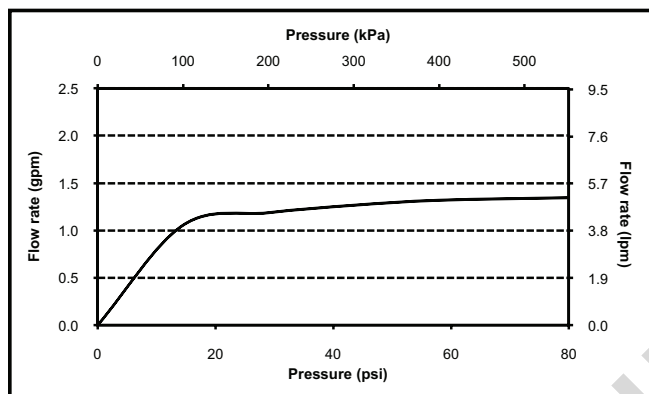
The single-handle lavatory faucet shall have a maximum flow rate of 1.5 gpm (5.7 lpm). Product shall have a lever handle. Product shall have a solid brass construction. Product shall have a ceramic disk mixing cartridge. Product shall include metal pop-up drain assembly. Product shall be compliant with California AB1953, Vermont S.152 & Maryland HB. 372. Product shall be TOTO Model TL416SDH#\_\_\_\_\_.

# TL416SDH

## Aquia® Single-Handle Lavatory Faucet - Vessel

### SPECIFICATIONS

- Warranty Lifetime Limited Warranty  
(Residential Use)  
One Year (Commercial Use)
- Material Brass
- Shipping Weight 8.0 lbs.
- Shipping Dimensions 21"L x 10"W x 3-1/2"H
- Maximum Flow Rate 1.5 gpm (5.7 lpm)



**TOTO®**

*These dimensions and specifications are subject to change without notice*