



MW4364726CEMFGN(A)

Aquia IV Cube® WASHLET®+ S7 Two-Piece Toilet - 1.28 GPF / 0.9 GPF

FEATURES

- Concealed supply connection for seamless installation
- DYNAMAX TORNADO FLUSH® utilizes 360° cleaning power to reach every part of the bowl
- Ultra high-efficiency dual flush 1.28 GPF / 0.9 GPF (4.8 LPF / 3.4 LPF)
- CEFIONTECT® ceramic glaze minimizes waste from sticking to porous ceramic surfaces
- Completely skirted design for a sleek and understated look that's easier to clean
- Universal Height
- Chrome plated trip lever
- 12" Rough-in
- Elongated front bowl and WASHLET+ S7 and tank set
- EWATER+® auto-cleans wand and bowl after every use
- PREMIST® automatically mists the bowl before each use
- Multifunction pearl white block-style remote control
- Night light
- Auto flush available as upgrade

MODELS

- **MW4364726CEMFGNA (#01)**
With CEFIONTECT ceramic glaze, WASHLET+ S7 with contemporary design and Auto Flush
 - **CT446CEFGNT40**
Elongated bowl with CEFIONTECT
 - **ST436EMNA**
Tank and cover only
 - **SW4726AT40**
WASHLET+ S7
 - **THU855**
Auto Flush Kit
 - **9AU321-A**
WASHLET Adaptor
- **MW4364726CEMFGN (#01)**
Same as MW4364726CEMFGNA without Auto Flush






OPTIONAL COMPONENTS

- **TSU48.10**
10" Unifit Rough-In
- **TSU48.14**
14" Unifit Rough-In
- **THU806#MBL-A**
Trip Lever - Matte Black

COLORS/FINISHES

- #01 Cotton



-  **TORNADO FLUSH**
-  **EWATER+**
-  **CEFIONTECT**
-  **Auto Flush**
-  **UNIVERSAL HEIGHT**

PRODUCT SPECIFICATION

The two-piece, ultra high-efficiency DYNAMAX TORNADO FLUSH toilet shall be dual flush 1.28 GPF / 0.9 GPF (4.8 LPF / 3.4 LPF). Toilet shall be coated with CEFIONTECT, elongated front bowl, high profile tank, UNIVERSAL HEIGHT, complete skirted bowl and chrome trip lever. Toilet shall be TOTO Model MW4364726CEMFGN_#01.

See **SW4726AT40 Specification Sheet** for details on included WASHLET.

CODES/STANDARDS

- Meets and exceeds ASME A112.19.2/CSA B45.1, ASME A112.19.14
- Certifications: IAPMO (cUPC®), EPA WaterSense®, State of Massachusetts, City of Los Angeles, and others
- Code compliance: UPC, IPC, NSPC, NPC Canada, and others
- Legislative Compliance: California AB715, California Green Building Code, City of Los Angeles Water Efficiency Ordinance, and others
- ADA compliant for residential use with autoflush feature model, or with trip lever located on the approach side
- Complies with CA Prop 65 warning requirements



MW4364726CEMFGN(A)

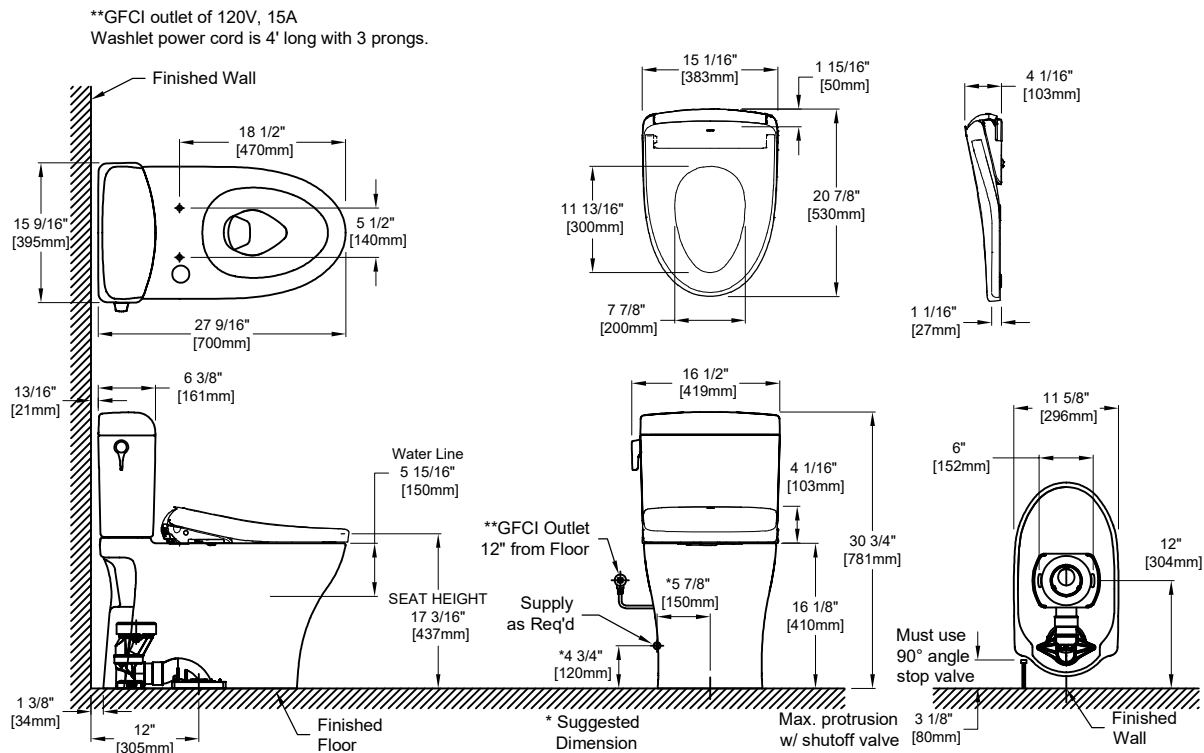
Aquia IV Cube® WASHLET®+ S7 Two-Piece Toilet - 1.28 GPF / 0.9 GPF

SPECIFICATIONS

Water Use	1.28 GPF / 0.9 GPF (4.8 LPF / 3.4 LPF)
Flush System	DYNAMAX TORNADO FLUSH®
Min. Water Pressure	8 psi (Flowing)
Water Surface	7" x 5"
Trap Diameter	2-1/4"
Rough-in	12" (10" and 14" options available)
Trap Seal	2-1/8"
Warranty	One Year Limited Warranty
Material	Vitreous China
Shipping Weight	CT446CEFGNT40: 83 lbs ST436EMNA: 29 lbs SW4726AT40: 14.5 lbs
Shipping Dimensions	CT446CEFGNT40 29-5/8" L x 16-3/8" W x 19-3/4" H ST436EMNA 20-1/2" L x 8-3/4" W x 17-1/2" H SW4726AT40 23-3/8" L x 17-5/8" W x 6-1/4" H

See SW4726AT40 Specification Sheet for details on included WASHLET.

DIMENSIONS



TOTO®

These dimensions and specifications are subject to change without notice